

Rayat Shikshan Sanstha's

Prof. Dr. N. D. Patil Mahavidyalaya, Malkapur (Perid)

Tal.- Shahuwadi, Dist.- Kolhapur (M.S.) India.

Feedback Analysis Committee



**Analysis Report of
Students Satisfaction Survey**

Academic Year: 2018-19

**Submitted to
Internal Quality Assurance Cell**

Student Satisfaction Survey Report

Introduction and Objectives:

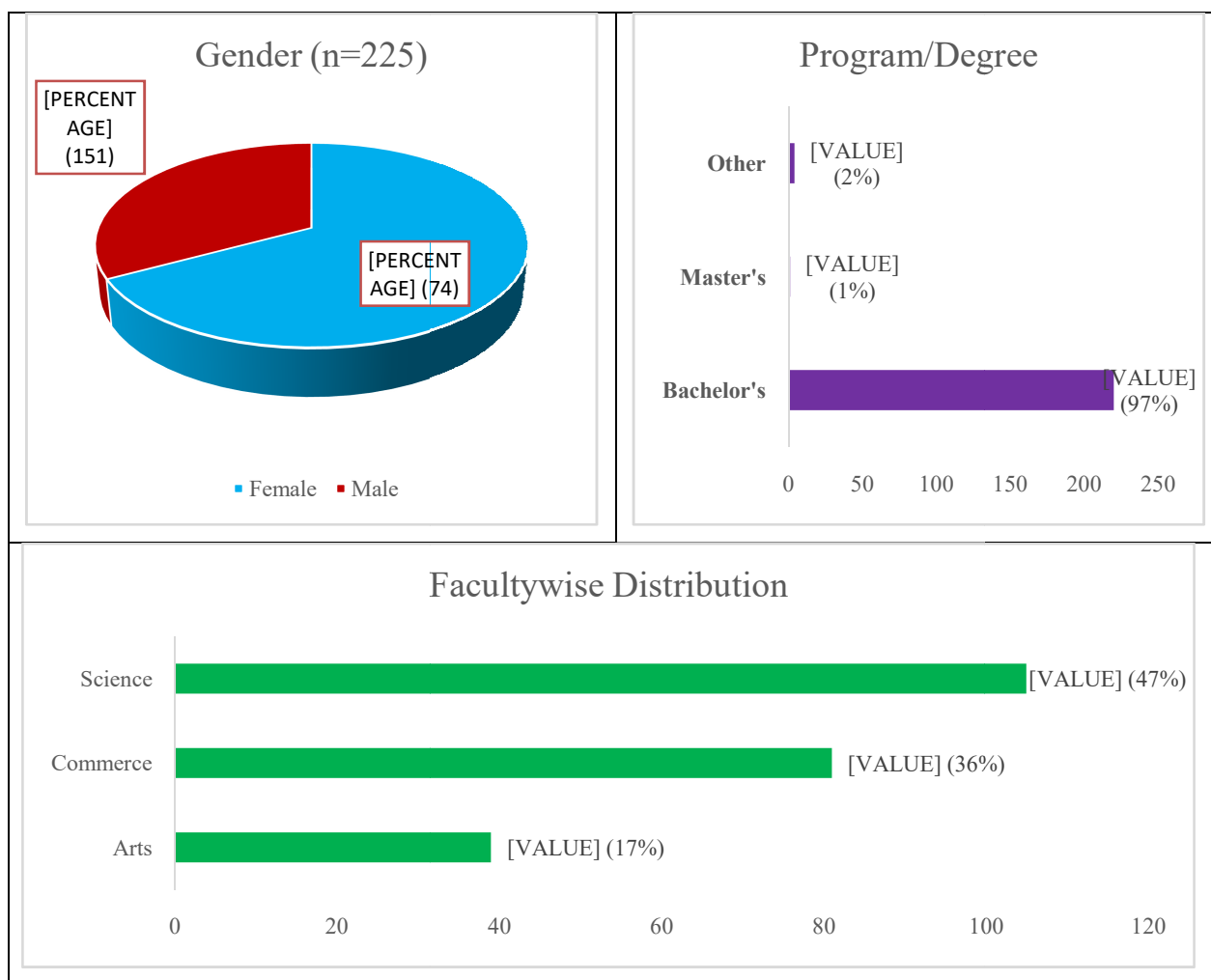
Rayat Shikshan Sanstha's, **Prof. Dr. N. D. Patil Mahavidyalaya, Malkapur** was established in the year 1992. The college aims at the overall development of the students to become entrepreneurs and professionals in the respective disciplines. IQAC of the college conducted a Student Satisfaction Survey regarding Teaching – Learning and Evaluation for the academic year 2018-19. It will help to upgrade the quality in higher education. Receiving positive or negative feedback from these students is important as both are crucial in helping monitor and evaluate the provision. Listening to what student say is a contributing factor to running a successful college or institution. This survey was developed to capture students' evaluation about teacher, facilities and curriculum related issues.

Methodology

In every academic year, we ask our students to fill a Students Satisfaction Survey form (SSS) which is made available on college website. Filling of SSS is voluntary/ optional. For the academic year 2018-19, there were 896 registered students at the college. The data was collected during the period 1st March to 10th March 2019. The link of SSS form was also made available to students on their email address. Two hundred and twenty five (225) students responded to the survey, providing a response rate of 25%. The analyses presented in this report are based on the responses of the 225 respondents to the survey.

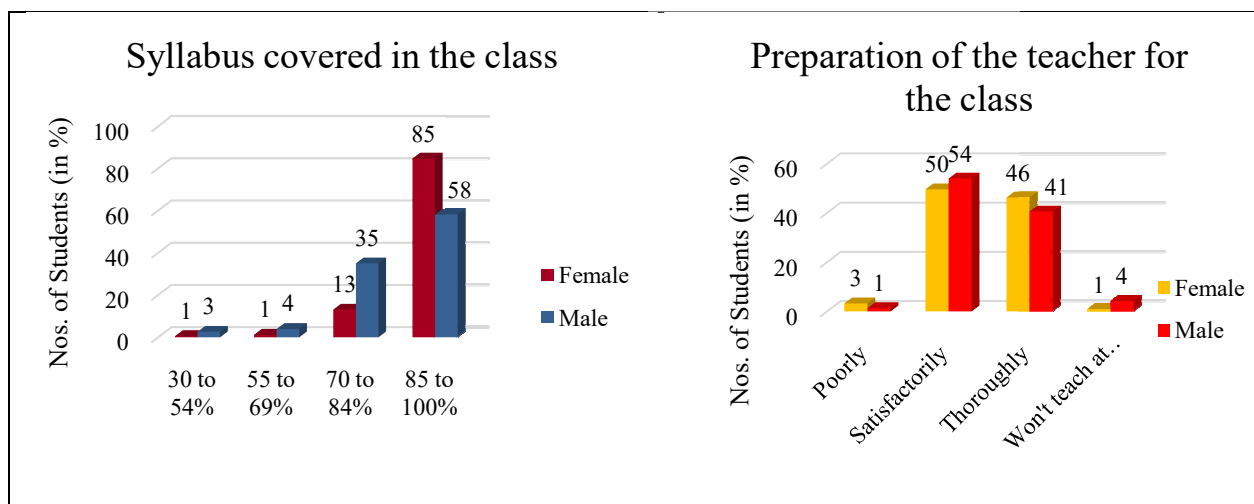
Respondent Profile

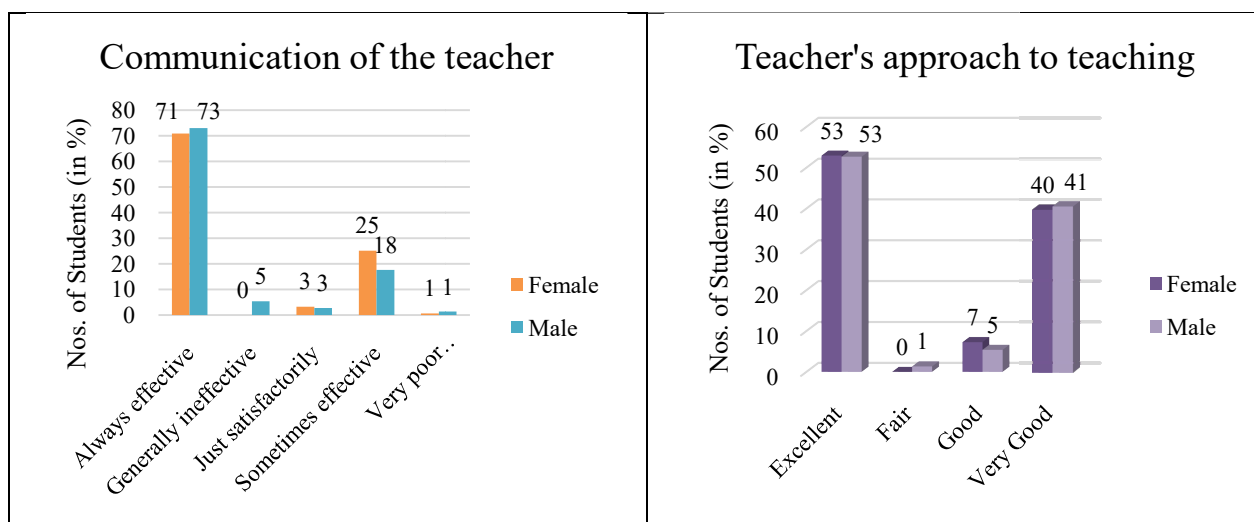
The respondent sample is broadly representative of the student population with respect to gender, programme level and course. There is 33% male and 67% female respondents in the survey sample. Most respondents are pursuing programmes at the bachelor's degree level (97%). The highest number of respondents came from the Science faculty (47%).



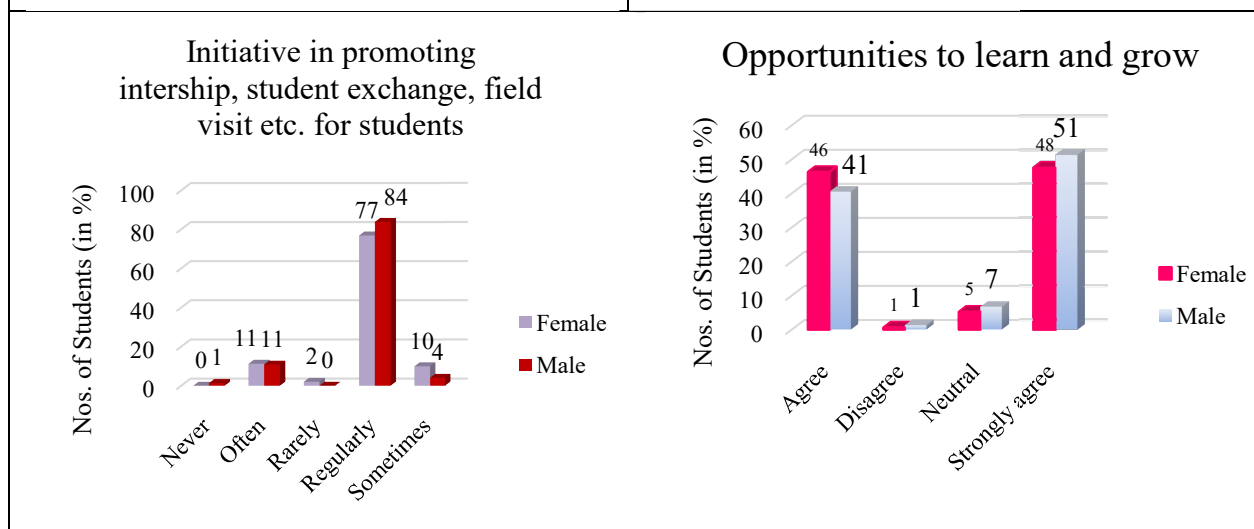
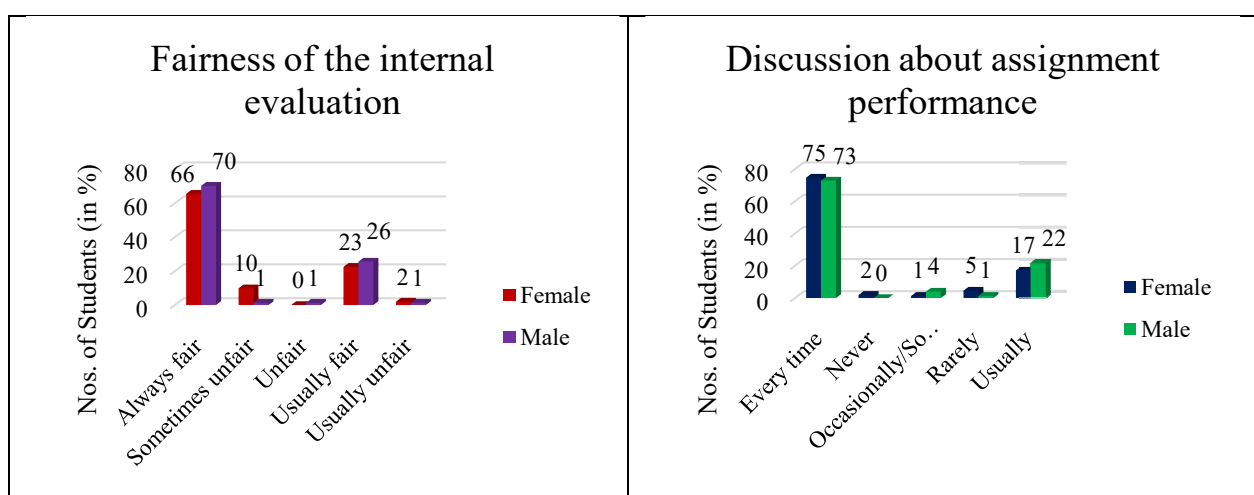
Overall Evaluation

Feedback was collected and analysed by Feedback Analysis Committee of the college. Opinion of the students are obtained about each parameter in terms of percentage.



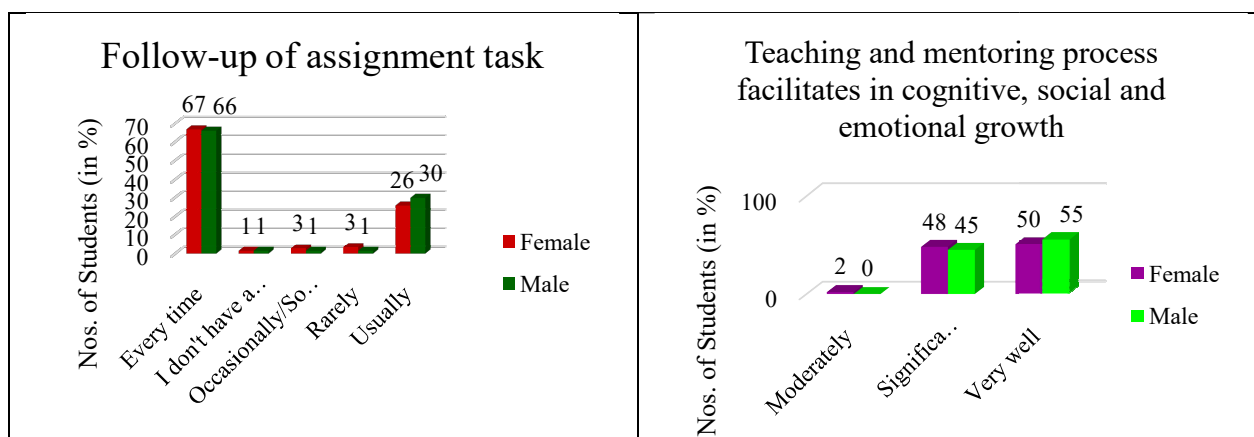


About 85% female and 58% male students indicated that syllabus covered in the class is more than 85%. About two third of all students reported that they are being satisfied about the teachers preparation for the class. Most of the male (73%) and female (71%) indicated that all teachers' communication is always effective. There is equal number of male and female students who describe teachers approach about teaching as excellent.

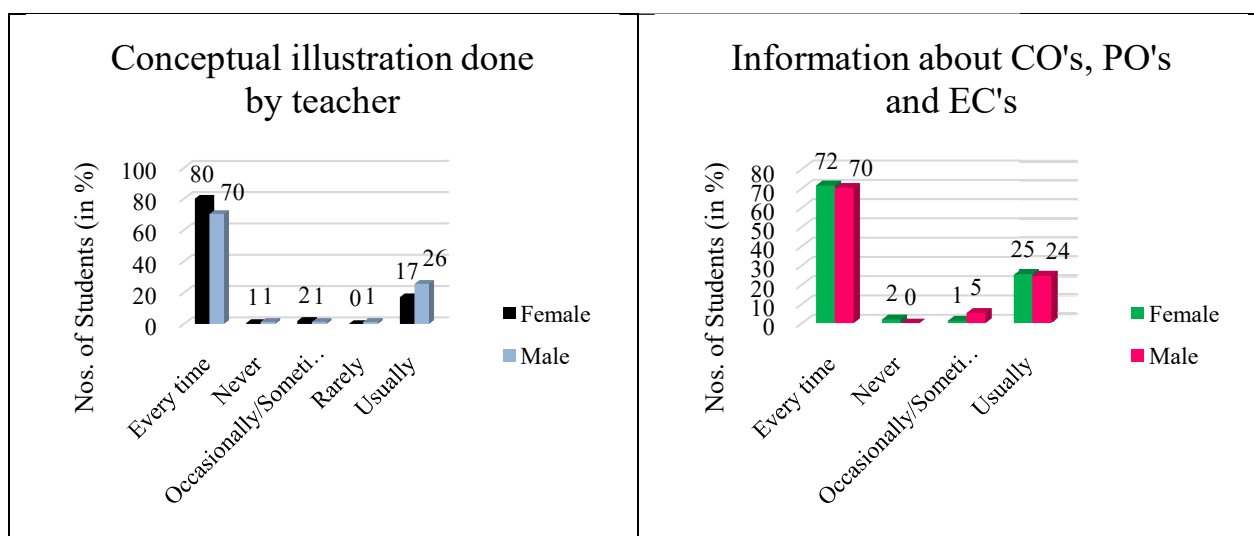


About 66% female and 70% male students are agreeing with the fairness of teachers in the internal evaluation process. About 75% female and 73% male students are saying that teachers always discussed students' performance with students. However, 2% do not agree with it.

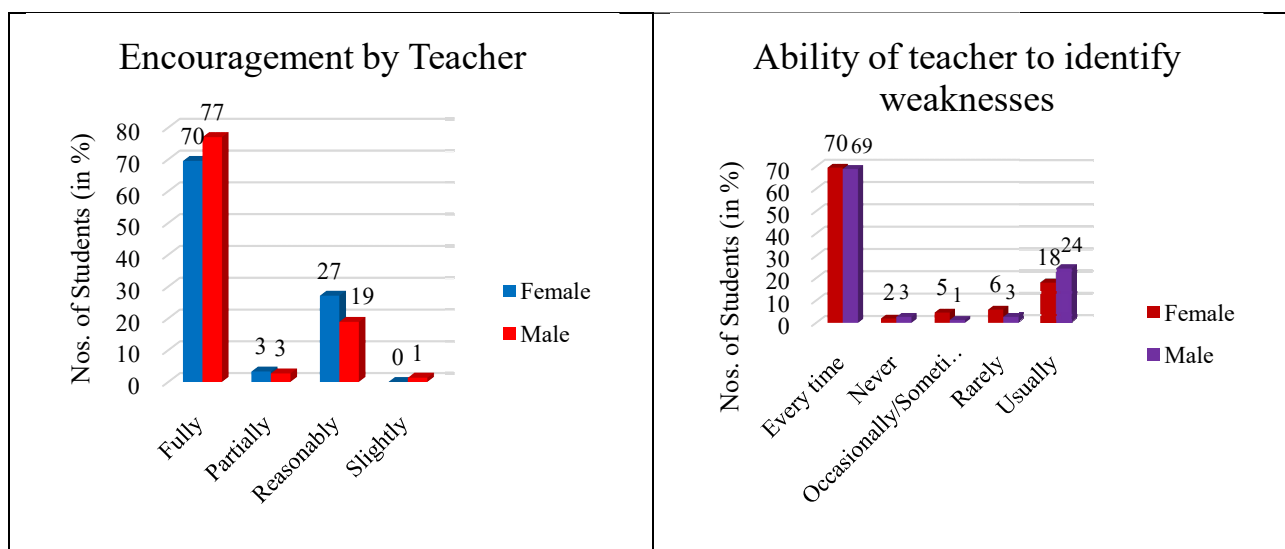
Institute regularly takes active interest in promoting internship, student exchange, and field visit opportunities. About 48% male and 51% female students strongly agree with the multiple opportunities given by institute to students to learn and grow.



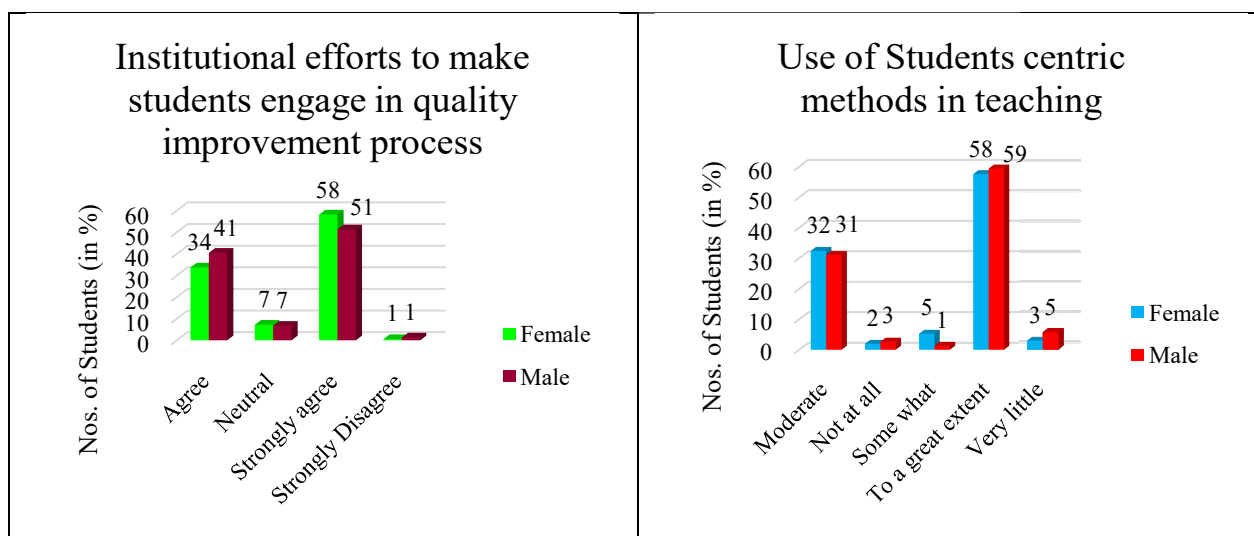
Most of the students (66% male and 67%female) agree with the mentor who takes necessary follow-up with an assigned task given to them. More than 90% of all students agree with the teaching and mentoring process in institution significantly facilitates you in cognitive, social and emotional growth.



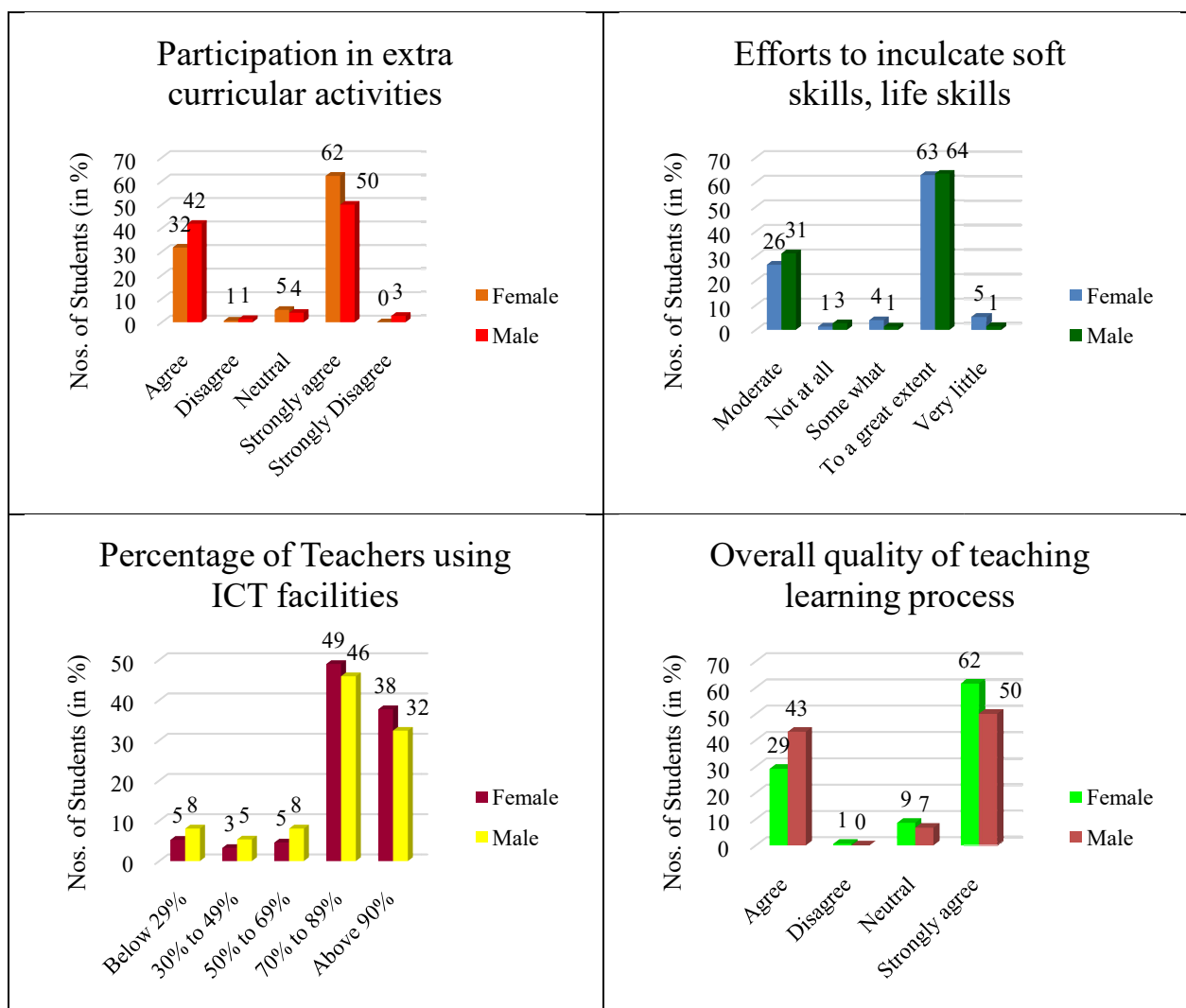
More than 90% of all students are satisfied with the conceptual illustration given by teacher by using example and applications. About 72% female and 70% male are saying that teachers always inform them about their expected competencies, course outcomes and program outcomes.



Based on their interactions with students Teachers identify the strength and weaknesses of the students and accordingly encourage them to participate in the various activities organized by department / college, Sanstha / University. This helps in the overall development of the students. A 77% male and 70% female students are fully agreeing with this point of encouragement of teacher. A 69% male and 70% female students are saying that most of the times teachers identify the weakness of the student.



About 58% female and 51% male students strongly agree, and about 34% female and 41% male agree with the institutional efforts to engage students in the monitoring, review and continuous quality improvement of the teaching learning process. About 58% female and 59% male students are strongly agreeing with the institution/ teachers use student centric methods, such as experiential learning, participative learning and problem solving methodologies for enhancing learning experiences to a great extent.




About 62% female and 50% male students strongly agree with the teacher's encouragement to participate in extracurricular activities. About 62% female and 50% male students agree with the fact that more than 90% of teachers using ICT tools such as LCD projector, Multimedia, etc. while teaching. Most of the students (62% females and 50% males) agree with the overall quality of teaching- learning.

➤ **Following are some suggestions given by students:**

1. More ICT facilities are made available not only to teachers but also for students.
2. Online lectures should be made available
3. Earn and learn scheme should be strengthen
4. More extra cultural activities made available to students


Coordinator
I.Q.A.C.
 Prof. Dr. N. D. Patil Mahavidyalaya,
 Malkapur, Dist. Kolhapur




PRINCIPAL
 Prof. Dr. N. D. Patil Mahavidyalaya
 Malkapur, Dist. Kolhapur